Advanced Couplings Limited

Advanced Couplings ApS
Klokkestøbervej 41-43
8800 Viborg
Denmark
+45 64632423
www.advanced-couplings.dk

2019 - Issue 1

	Page:

Orifice plates, Special items	**1**
Bends, Dairy	**2 - 5**
Tees, Special Tees, Dairy	**6 - 9**
Reducers, Dairy	**10 - 12**
Pipe Clips	**13 - 15**
Clamps	**16 - 17**
Clamp Ferrules: SMS, ISO, DIN, Mini, ASME BPE	**18 - 22**
Clamp Blanks	**23**
Clamp BSP Adapters	**24 - 25**
Clamp Hose Tails	**26**
Clamp Gaskets	**27 - 28**
Clamp Sight Glasses	**29**
Unions DS	**30 - 31**
Unions SMS	**32 - 33**
Unions DIN	**34 - 36**
Unions RJT	**37**
Unions IDF	**38**
NRV - End caps - Spanners	**39**
Hose Nozzles - Sprayballs	**40**

Advanced Couplings Limited

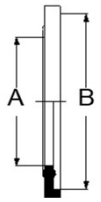

Orifice plates

Size Inch	B			Without hole 316L / EPDM	Without hole PTFE
1/2"	25,4			OP00050EK	OPUS00075PS
3/4"	25,4			OP00075EK	OPUS00075PS
1"	50,5			OP00100EK	OPUS00100PS
1½"	50,5			OP00150EK	OPUS00100PS
2"	64			OP00200EK	OPUS00200PS
2½"	77,5			OP00250EK	OPUS00250PS
3"	91			OP00300EK	OPUS00300PS
4"	119			OP00400EK	OPUS00400PS

Screen gaskets

Size ½" - 6"
AISI 316L
EPDM / PTFE

Available on

Clamp sight glass

Size ½" - 12"

Borosilicate glass

Available on request

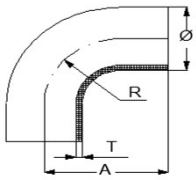

DS/SMS Bend 90°

Ø mm	T mm	R mm	A mm				Polished grit 240 AISI 316L
25	1,2	25	55				B9 SM 0100 S
38	1,2	38	70				B9 SM 0150 S
51	1,2	51	82				B9 SM 0200 S
63,5	1,6	63	105				B9 SM 0250 S
76	2	76	110				B9 SM 0300 S
101,6	2	100	150				B9 SM 0400 S

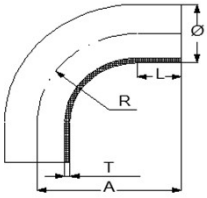

ISO 2851 Bend 90°

Ø mm	T mm	R mm	A mm	L mm				Polished grit 240 AISI 316L
25	1,2	38,1	65	26,9				B9 IS 0100 S
38	1,2	57,2	85	27,8				B9 IS 0150 S
51	1,2	76,2	110	33,8				B9 IS 0200 S
63,5	1,6	95,3	135	39,7				B9 IS 0250 S
76	1,6	114,3	155	40,7				B9 IS 0300 S
101,6	2	152,4	195	42,6				B9 IS 0400 S

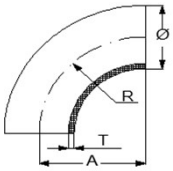

ISO Bend extra short 90°

Ø mm	T mm	R mm	A mm				Polished grit 240 AISI 316L
25	1,2	38,1	38,1				B9 ISEK 0100 S
38	1,2	57,2	57,2				B9 ISEK 0150 S
51	1,2	76,2	76,2				B9 ISEK 0200 S
63,5	1,6	95,3	95,3				B9 ISEK 0250 S
76	1,6	114,3	114				B9 ISEK 0300 S
101,6	2	152,4	152				B9 ISEK 0400 S

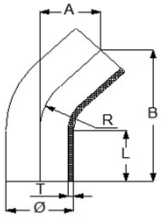

SMS Bend 45°

Ø mm	T mm	R mm	L mm				Polished grit 240 AISI 316L
25	1,2	25	30				**B4 SM 0100 S**
38	1,2	38	30				**B4 SM 0150 S**
51	1,2	51	30				**B4 SM 0200 S**
63,5	1,6	63	40				**B4 SM 0250 S**
76	1,6	76	40				**B4 SM 0300 S**
101,6	2	100	40				**B4 SM 0400 S**

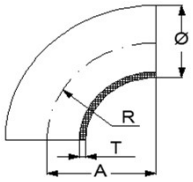

DIN Bend 90° Short

Size DN	Ø mm	T mm	R mm	A mm			Pickled AISI 316L	Polished grit 240 AISI 316L
10	13	1,5						B9 DIK 0013 S
15	19	1,5						B9 DIK 0019 S
20	23	1,5						B9 DIK 0023 S
25	29	1,5	50	50				B9 DIK 0029 S
32	35	1,5	55	55				B9 DIK 0035 S
40	41	1,5	60	60				B9 DIK 0041 S
50	53	1,5	70	70				B9 DIK 0053 S
65	70	2	80	80				B9 DIK 0070 S
80	85	2	90	90				B9 DIK 0085 S
100	104	2	100	100				B9 DIK 0104 S
125	129	2	187,5	188			B9 DIK 0129	B9 DIK 129 S
150	154	2	225	225			B9 DIK 0154	B9 DIK 154 S
200	204	2	300	300			B9 DIK 0204	

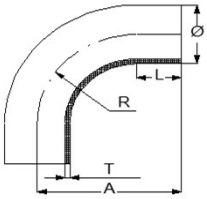

DIN Bend 90° Long

DIN 11865

Size DN	Ø mm	T mm	R mm	A mm				Polished grit 240 AISI 316L
10	12	1	35	38				B9 DIL 0012 S
10	13	1,5	35	38				B9 DIL 0013 S
15	18	1	35	47				B9 DIL 0018 S
15	19	1,5	35	47				B9 DIL 0019 S
20	23	1,5	40	52				B9 DIL 0023 S
25	29	1,5	50	70				B9 DIL 0029 S
32	35	1,5	55	78				B9 DIL 0035 S
40	41	1,5	60	85				B9 DIL 0041 S
50	53	1,5	70	97				B9 DIL 0053 S
65	70	2	80	110				B9 DIL 0070 S
80	85	2	90	118				B9 DIL 0085 S
100	104	2	100	140				B9 DIL 0104 S

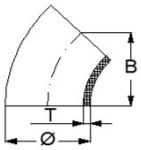

DIN Bend 45°



Size DN	Ø mm	T mm	R mm					Polished grit 240 AISI 316L
10	12	1	26	***Long***				**B4 DIL 0012 S**
10	13	1,5	26					**B4 DIK 0013 S**
15	18	1	26					**B4 DIK 0018 S**
15	19	1,5	35					**B4 DIK 0019 S**
20	23	1,5	40					**B4 DIK 0023 S**
25	29	1,5	50					**B4 DIK 0029 S**
32	35	1,5	55					**B4 DIK 0035 S**
40	41	1,5	60					**B4 DIK 0041 S**
50	53	1,5	70					**B4 DIK 0053 S**
65	70	2	80					**B4 DIK 0070 S**
80	85	2	90					**B4 DIK 0085 S**
100	104	2	100					**B4 DIK 0104 S**
125	129	2	188					**B4 DIK 0129 S**
150	154	2	225					**B4 DIK 0154 S**

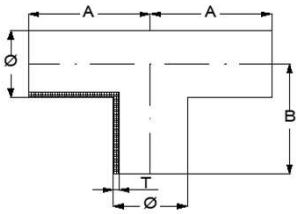

DS/SMS Tee Equal

Ø mm	T mm	A mm	B mm				Polished grit 240 AISI 316L
12	1	26	26				TL DI 0050 S
18	1	35	35				TL DI 0075 S
25	1,2	55	55				TL SM 0100 S
38	1,2	70	70				TL SM 0150 S
51	1,2	82	82				TL SM 0200 S
63,5	1,6	105	105				TL SM 0250 S
76	2	110	110				TL SM 0300 S
101,6	2	150	150				TL SM 0400 S

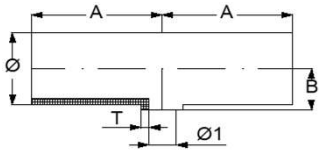

DS/SMS Tee Short & Red.

Ø Inch	Ø1 mm	T mm	A mm	B mm				Polished grit 240 AISI 316L
25	12	1,2	55	21,5				TRSM0100050S
25	25	1,2	55	21,5				TS SM 0100 S
38	25	1,2	70	21,5				TRSM0150100S
38	38	1,2	70	21,5				TS SM 0150 S
51	25	1,2	82	29,5				TRSM0200100S
51	38	1,2	82	29,5				TRSM0200150S
51	51	1,2	82	29,5				TS SM 0200 S
63,5	25	1,6	105	36				TRSM0250100S
63,5	38	1,6	105	36				TRSM0250150S
63,5	51	1,6	105	36				TRSM0250200S
63,5	63,5	1,6	105	36				TS SM 0250 S
76	25	2	110	43				TRSM0300100S
76	38	2	110	43				TRSM0300150S
76	51	2	110	43				TRSM0300200S
76	63,5	2	110	43				TRSM0300250S
76	76	2	110	43				TS SM 0300 S
101,6	25	2	150	57				TRSM0400100S
101,6	38	2	150	57				TRSM0400150S
101,6	51	2	150	57				TRSM0400200S
101,6	63,5	2	150	57				TRSM0400250S
101,6	76	2	150	57				TRSM0400300S
101,6	101,6	2	150	57				TS SM 0400 S

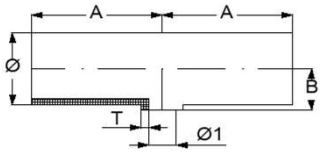

DIN Tee Short

Ø DN	Ø mm	T mm	A mm	B mm				Polished grit 240 AISI 316L
10	13	1,5	26	8				**TS DI 0010 S**
15	19	1,5	35	11,5				**TS DI 0015 S**
20	23	1,5	40	14,5				**TS DI 0020 S**
25	29	1,5	50	16				**TS DI 0025 S**
32	35	1,5	55	19				**TS DI 0032 S**
40	41	1,5	60	22				**TS DI 0040 S**
50	53	1,5	70	29,5				**TS DI 0050 S**
65	70	2	80	40				**TS DI 0065 S**
80	85	2	90	45,5				**TS DI 0080 S**
100	104	2	100	58				**TS DI 0100 S**
125	129	2	188	72				**TS DI 0125 S**
150	154	2	225	87				**TS DI 0150 S**

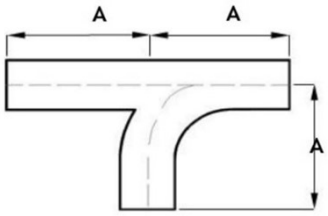

Sweept Tee

Ø mm	T mm	A mm				Polished grit 240 AISI 316L
25	1,5	65				TSBS 0100 S
38	1,5	85				TSBS 0150 S
51	1,5	110				TSBS 0200 S
63,5	1,5	135				TSBS 0250 S
76	1,5	155				TSBS 0300 S
101,6	2	195				TSBS 0400 S

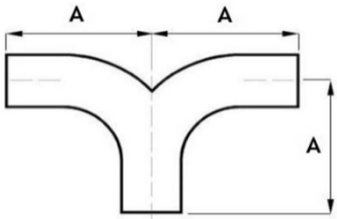

Seagull Tee

Ø mm	T mm	A mm				Polished grit 240 AISI 316L
25	1,5	65				TTBS 0100 S
38	1,5	85				TTBS 0150 S
51	1,5	110				TTBS 0200 S
63,5	1,5	135				TTBS 0250 S
76	1,5	155				TTBS 0300 S
101,6	2	195				TTBS 0400 S

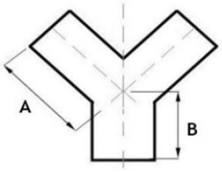

Y-piece



Ø mm	T mm	A mm	B mm				Polished grit 240 AISI 316L
25	1,5	44	22				YSM 0100 S
38	1,5	64	31				YSM 0150 S
51	1,5	89	44				YSM 0200 S
63,5	1,5	114	58				YSM 0250 S
76	1,5	134	67				YSM 0300 S
101,6	2	174	85				YSM 0400 S

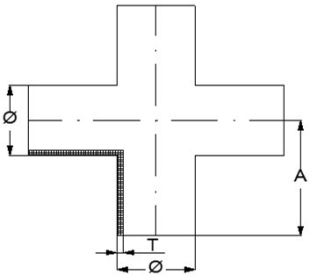

X-pcs. Equal

Ø mm	T mm	A mm	B mm				Polished grit 240 AISI 316L
25	1,2	55	55				**XL SM 0100 S**
38	1,2	70	70				**XL SM 0150 S**
51	1,2	82	82				**XL SM 0200 S**
63,5	1,6	105	105				**XL SM 0250 S**
76	1,6	110	110				**XL SM 0300 S**
101,6	2	150	150				**XL SM 0400 S**

Advanced Couplings Limited

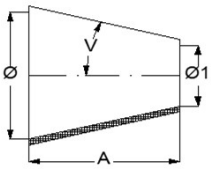

DS/SMS Reducer, concentric



Ø mm	Ø1 mm	T mm	A mm				Polished grit 240 AISI 316L
25	12	1,2	39				KKSM01000050S
25	18	1,2	39				KKSM01000075S
38	25	1,2	39				KKSM01500100S
51	25	1,2	51				KKSM02000100S
51	38	1,2	39				KKSM02000150S
63,5	25	1,6	63,5				KKSM02500100S
63,5	38	1,6	63,5				KKSM02500150S
63,5	51	1,6	39				KKSM02500200S
76,1	25	1,6	76,1				KKSM03000100S
76,1	38	1,6	76,1				KKSM03000150S
76,1	51	1,6	76,1				KKSM03000200S
76,1	63,5	1,6	39				KKSM03000250S
101,6	25	2	101,6				KKSM04000100S
101,6	38	2	101,6				KKSM04000150S
101,6	51	2	101,6				KKSM04000200S
101,6	63,5	2	101,6				KKSM04000250S
101,6	76,1	2	60				KKSM04000300S

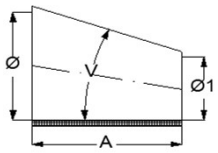

DS/SMS Reducer, eccentric

Ø mm	Ø1 mm	T mm	A mm	B mm				Polished grit 240 AISI 316L
25	12	1,2	39					KESM01000050S
25	18	1,2	28					KESM01000075S
38	25	1,2	39					KESM01500100S
51	25	1,2	51					KESM02000100S
51	38	1,2	39					KESM02000150S
63,5	25	1,6	63,5					KESM02500100S
63,5	38	1,6	63,5					KESM02500150S
63,5	51	1,6	39					KESM02500200S
76,1	25	1,6	76,1					KESM03000100S
76,1	38	1,6	76,1					KESM03000150S
76,1	51	1,6	76,1					KESM03000200S
76,1	63,5	1,6	39					KESM03000250S
101,6	25	2	101,6					KESM04000100S
101,6	38	2	101,6					KESM04000150S
101,6	51	2	101,6					KESM04000200S
101,6	63,5	2	101,6					KESM04000250S
101,6	76,1	2	60					KESM04000300S

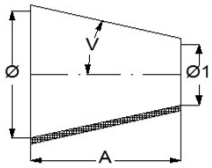

DIN Reducer, concentric

Size DN	Ø mm	Ø1 mm				Polished grit 240 AISI 316L
15/10	19	13				**KKDI00150010S**
25/10	29	13				**KKDI00250010S**
25/15	29	19				**KKDI00250015S**
25/20	29	23				**KKDI00250020S**
32/20	35	23				**KKDI00320020S**
32/25	35	29				**KKDI00320025S**
40/25	41	29				**KKDI00400025S**
50/25	53	29				**KKDI0050025S**
50/32	53	35				**KKDI00500032S**
50/40	53	41				**KKDI00500040S**
65/40	70	41				**KKDI00650040S**
65/50	70	53				**KKDI00650050S**
80/50	85	53				**KKDI00800050S**
80/65	85	70				**KKDI00800065S**
100/65	104	70				**KKDI01040065S**
100/80	104	85				**KKDI01040085S**
125/101	129	101,6				**KKDI01290101S**
125/100	129	104				**KKDI01290104S**
150/101	154	101,6				**KKDI01540101S**
150/100	154	104				**KKDI01540104S**
150/125	154	129				**KKDI01540129S**

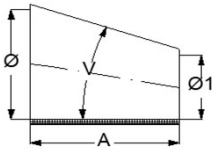

DIN Reducer, eccentric

Size DN	Ø mm	Ø1 mm				Polished grit 240 AISI 316L
25/10	29	13				**KEDI00250010S**
25/15	29	19				**KEDI00250015S**
25/20	29	23				**KEDI00250020S**
32/20	35	23				**KEDI00320020S**
32/25	35	29				**KEDI00320025S**
40/25	41	29				**KEDI00400025S**
50/25	53	29				**KEDI00500025S**
50/32	53	35				**KEDI00500032S**
50/40	53	41				**KEDI00500040S**
65/40	70	41				**KEDI00650040S**
65/50	70	53				**KEDI00650050S**
80/50	85	53				**KEDI00800050S**
80/65	85	70				**KEDI00800065S**
100/65	104	70				**KEDI01040065S**
100/80	104	85				**KEDI01040085S**
125/4"	129	101,6				**KEDI01290101S**
125/100	129	104				**KEDI01290104S**
150/4"	154	101,6				**KEDI01540101S**
150/100	154	104				**KEDI01540104S**
150/125	154	129				**KEDI01540129S**

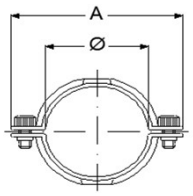

Pipe Clip AISI 316L

with 3.1 certificate

Tube diameter mm				Tight AISI 316L
12				**PC UT 0012**
18				**PC UT 0018**
21,3				**PC UT 0021**
25				**PC UT 0025**
26,9 - 29				**PC UT 0026**
33,7 - 35				**PC UT 0033**
38				**PC UT 0038**
41 - 42,4				**PC UT 0041**
48,3				**PC UT 0048**
51				**PC UT 0051**
52 - 53				**PC UT 0052**
60,3				**PC UT 0060**
63,5				**PC UT 0063**
70				**PC UT 0070**
76				**PC UT 0076**
85				**PC UT 0085**
88,9				**PC UT 0090**
101,6				**PC UT 0101**
104,0				**PC UT 0104**
114,3				**PC UT 0114**
129				**PC UT 0129**
139,7				**PC UT 0139**
154				**PC UT 0154**
168,3				**PC UT 0168**
204				**PC UT 0204**

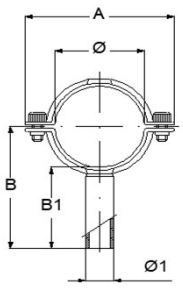

Pipe Clip Short

with 3.1 certificate

Tube diameter	Shaft						Tight
mm	Ø1	B	B1				AISI 304
12	8		50				PC ST 0012
18	8		50				PC ST 0018
21,3 - 23	21,3	90					PC ST 0021
25	21,3	90					PC ST 0025
26,9 - 28	21,3	90					PC ST 0028
33,7	21,3	90					PC ST 0033
38	21,3	90					PC ST 0038
40 - 41	21,3	90					PC ST 0040
42 - 42,9	21,3	90					PC ST 0042
48,3	21,3	90					PC ST 0048
51	21,3	90					PC ST 0051
52 - 53	21,3	90					PC ST 0052
60,3	21,3	90					PC ST 0060
63,5	21,3	90					PC ST 0063
70	21,3	90					PC ST 0070
76	21,3	90					PC ST 0076
85	21,3	90					PC ST 0085
88,9	21,3	90					PC ST 0088
101,6	21,3	90					PC ST 0101
104	21,3	90					PC ST 0104
114,3	21,3		50				PC ST 0114
129	21,3		50				PC ST 0129
139,7	21,3		50				PC ST 0139
154	21,3		50				PC ST 0154
168,3	21,3		50				PC ST 0168
204	21,3		50				PC ST 0204
254	21,3		50				PC ST 0254
306	21,3		50				PC ST 0306

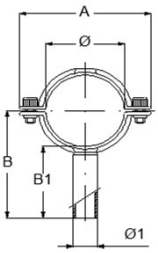

Pipe Clip Long

with 3.1 certificate

Tube diameter	Shaft					Tight
mm	Ø1	B				AISI 304
25	21,3	150				**PC LT 0025**
38	21,3	150				**PC LT 0038**
51	21,3	150				**PC LT 0051**
63,5	21,3	150				**PC LT 0063**
76	21,3	150				**PC LT 0076**
101,6	21,3	150				**PC LT 0101**

Clamp - S

Size Inch	Size DN	Max Bar	Flange mm	Kg	New design - Wing nut AISI 304	New design - Hex nut AISI 304	Original - Wing nut AISI 304	Original - Hex nut AISI 304
½"-¾"		25	25,4	0,13	**CL S 0050**	**CL SX 0050**	**CL SO 0050**	**CL SOX 0050**
	10-20	25	34	0,17	**CL S D010**	**CL SX D010**	**CL SO D010**	**CL SOX D010**
1"-1½"	25	25	50,5	0,21	**CL S 0100**	**CL SX 0100**	**CL SO 0100**	**CL SOX 0100**
2"	50	25	64	0,25	**CL S 0200**	**CL SX 0200**	**CL SO 0200**	**CL SOX 0200**
2½"		25	77,5	0,35	**CL S 0250**	**CL SX 0250**	**CL SO 0250**	**CL SOX 0250**
3"	65	20	91	0,42	**CL S 0300**	**CL SX 0300**	**CL SO 0300**	**CL SOX 0300**
3 ½"	80	20	106	0,48	**CL S 0350**	**CL SX 0350**	**CL SO 0350**	**CL SOX 0350**
4"	100	17	119	0,51	**CL S 0400**	**CL SX 0400**	**CL SO 0400**	**CL SOX 0400**
4½"		15	130	0,60	**CL S 0450**	**CL SX 0450**	**CL SO 0450**	**CL SOX 0450**
6"	150	15	167	0,88	**CL S 0600**	**CL SX 0600**	**CL SO 0600**	**CL SOX 0600**

Clamp - SSH



Size Inch	Size DN	Max Bar	Flange mm	Kg				Stainless steel nuts AISI 304
½"-¾"		75	25,4	0,16				**CL SSH 0050**
	10-20	75	34	0,22				**CL SSH D010**
1"-1½"	25	75	50,5	0,66				**CL SSH 0100**
2"	50	75	64	0,82				**CL SSH 0200**
2½"		75	77,5	0,94				**CL SSH 0250**
3"	65	60	91	1,02				**CL SSH 0300**
3 ½"	80	60	106	1,07				**CL SSH 0350**
4"	100	53	119	1,27				**CL SSH 0400**
4½"		45	130	1,33				**CL SSH 0450**
5½"	125-II	45	155	1,48				**CL SSH 0550**
6"	150	45	167	1,93				**CL SSH 0600**
6 5/8"	150-II	38	183	2,11				**CL SSH 0658**
8 5/8"	200	30	233	2,52				**CL SSH 0858**

Clamp - SH

Size Inch	Size DN	Max Bar	Flange mm	Kg	Single bolt - Wing nut AISI 316	Single bolt - Hex nut AISI 316	Double bolt - Wing nut AISI 316	Double bolt - Hex nut AISI 316
½"-¾"		50	25,4	0,15	**CL SH 0050**	**CL SHX 0050**		
	10-20	50	34	0,17	**CL SH D010**	**CL SHX D010**		
1"-1½"	25	50	50,5	0,25	**CL SH 0100**	**CL SHX 0100**		
2"	50	50	64	0,33	**CL SH 0200**	**CL SHX 0200**		
2½"		50	77,5	0,38	**CL SH 0250**	**CL SHX 0250**		
3"	65	40	91	0,44	**CL SH 0300**	**CL SHX 0300**		
3 ½"	80	40	106	0,48	**CL SH 0350**	**CL SHX 0350**		
4"	100	35	119	0,57	**CL SH 0400**	**CL SHX 0400**		
4½"		30	130	0,60	**CL SH 0450**	**CL SHX 0450**		
5"	125	30	144	0,75	**CL SH 0500**	**CL SHX 0500**		
5½"	125-II	30	155	1,39	**CL SH 0550**	**CL SHX 0550**	**CL SHD 0550**	**CL SHDX 0550**
6"	150	30	167	1,38	**CL SH 0600**	**CL SHX 0600**	**CL SHD 0600**	**CL SHDX 0600**
6 5/8"	150-II	25	183	1,61	**CL SH 0658**	**CL SHX 0658**	**CL SHD 0658**	**CL SHDX 0658**
8"	200	20	217	2,11	**CL SH 0800**	**CL SHX 0800**	**CL SHD 0800**	**CL SHDX 0800**
8 5/8"	200-II	20	233	2,34	**CL SH 0858**	**CL SHX 0858**	**CL SHD 0858**	**CL SHDX 0858**
10"	250	16	268	2,78	**CL SH 1000**		**CL SHD 1000**	**CL SHDX 1000**
10 5/8"	250-II	16	286	2,97	**CL SH 1058**		**CL SHD 1058**	**CL SHDX 1058**
12"	300	10	319	3,69	**CL SH 1200**		**CL SHD 1200**	**CL SHDX 1200**
12 5/8"	300-II	10	338	3,37	**CL SH 1258**		**CL SHD 1258**	**CL SHDX 1258**

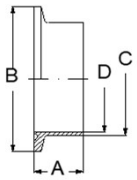

SMS/DS Ferrule 3008

C mm	Wall mm	A Short	A Long	A Medium	B mm		DS / SMS SHORT AISI 316L	DS / SMS LONG AISI 316L	DS / SMS MEDIUM AISI 316L
25	1,2	12,7	28,6	21,5	50,5		**FR SM8S 0100**	**FR SM8L 0100**	**FR SM8 0100**
38	1,2	12,7	28,6	21,5	50,5		**FR SM8S 0150**	**FR SM8L 0150**	**FR SM8 0150**
51	1,2	12,7	28,6	21,5	64		**FR SM8S 0200**	**FR SM8L 0200**	**FR SM8 0200**
63,5	1,6		28,6	21,5	77,5			**FR SM8L 0250**	**FR SM8 0250**
76,1	1,6		28,6	21,5	91			**FR SM8L 0300**	**FR SM8 0300**
101,6	2		28,6	21,5	119			**FR SM8L 0400**	**FR SM8 0400**

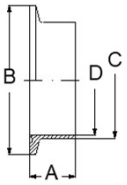

ISO 2852 Ferrule

C mm	Wall mm	A mm	B mm	Kg				ISO 2852 / SMS 3017 AISI 316L
25,6	1,5	21,5	50,5	0,08				**FR SM7 0100**
38,6	1,5	21,5	50,5	0,05				**FR SM7 0150**
51,6	1,5	21,5	64	0,08				**FR SM7 0200**
64,1	1,9	21,5	77,5	0,1				**FR SM7 0250**
76,7	1,9	21,5	91	0,13				**FR SM7 0300**
102,5	2,45	21,5	119	0,21				**FR SM7 0400**

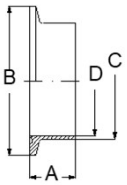

BS 4825-3 Ferrule

C mm	Wall mm	A mm	B mm	Kg				BS 4825-3 AISI 316L	DKK
25,65	1,73	21,5	50,5	1,08				**FRD BS 0100**	16,80
38,35	1,73	21,5	50,5	0,05				**FRD BS 0150**	16,80
51,05	1,73	21,5	64	0,08				**FRD BS 0200**	19,20
63,75	1,73	21,5	77,5	0,1				**FRD BS 0250**	25,20
76,45	1,73	21,5	91	0,12				**FRD BS 0300**	33,30
101,85	2,13	21,5	119	0,21				**FRD BS 0400**	43,20

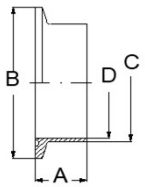

ISO Ferrule

Size DN	C mm	Wall mm	A mm	B mm	Kg				ISO 1127 AISI 316L
	12	1	21,5	50,5	0,02				**FR IS1X 1210**
8	13,5	1,6	21,5	25,4	0,02				**FRD IS1 D008**
8	13,5	1,6	21,5	34	0,04				**FR IS1X D008A**
8	13,5	1,6	21,5	50,5	0,08				**FR IS1X D008B**
10	17,2	1,6	21,5	25,4	0,02				**FRD IS1 D010**
10	17,2	1,6	21,5	34	0,04				**FR IS1X D010A**
10	17,2	1,6	21,5	50,5	0,08				**FR IS1X D010B**
	18	1	21,5	50,5	0,08				**FR IS1X 1816**
15	21,3	1,6	21,5	34	0,04				**FR IS1X D015A**
15	21,3	1,6	21,5	50,5	0,08				**FRD IS1 D015**
20	26,9	2	21,5	50,5	0,08				**FRD IS1 D020**
25	33,7	2	21,5	50,5	0,07				**FRD IS1 D025**
32	42,4	2	21,5	64	0,11				**FRD IS1 D032**
40	48,3	2	21,5	64	0,09				**FRD IS1 D040**
50	60,3	2	21,5	77,5	0,12				**FRD IS1 D050**
65	76,1	2	21,5	91	0,14				**FRD IS1 D065**
80	88,9	2	21,5	106	0,18				**FRD IS1 D080**
100	114,3	2	28	130	0,25				**FRD IS1 D100**
125	139,7	2,6	28	155	0,27				**FRD IS1 D125**
150	168,3	2,6	28	183	0,51				**FRD IS1 D150**
200	219,1	2,6	28	233,5	0,66				**FRD IS1 D200**
250	273	2,6	28	286,1	0,93				**FRD IS1 D250**
300	323,9	2,6	28	338,5	1,28				**FRD IS1 D300**

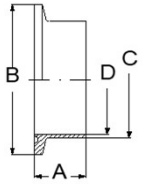

DIN Ferrule

Size DN	C mm	Wall mm	A Long	A Short	B mm			DIN LONG AISI 316L	DIN SHORT AISI 316L
10	13	1,5	28,6	18	34			**FRD DN2 010**	**FRD DN2 010**
15	19	1,5	28,6	18	34			**FRD DN2 015**	**FRD DN2 015**
20	23	1,5	28,6	18	34			**FRD DN2 020**	**FRD DN2 020**
25	29	1,5	36	21,5	50,5			**FRD DN2 025**	**FRD DN2 025**
32	35	1,5	36	21,5	50,5			**FRD DN2 032**	**FRD DN2 032**
40	41	1,5	36	21,5	50,5			**FRD DN2 040**	**FRD DN2 040**
50	53	1,5	36	21,5	64			**FRD DN2 050**	**FRD DN2 050**
65	70	2	48	28	91			**FRD DN2 065**	**FRD DN2 065**
80	85	2	48	28	106			**FRD DN2 080**	**FRD DN2 080**
100	104	2	48	28	119			**FRD DN2 100**	**FRD DN2 100**
125	129	2		28	144				**FRD DNX 125**
125-II	129	2	66	28	155			**FRD DN2 125**	**FRD DN2 125**
150	154	2		28	167				**FRD DNX 150**
150-II	154	2	66	28	183			**FRD DN2 150**	**FRD DN2 150**
200	204	2		28	217,4				**FRD DNX 200**
200-II	204	2	66	28	233,5			**FRD DN2 200**	**FRD DN2 200**
250	254	2		28	268				**FRD DNX 250**
300	304	2		28	319				**FRD DNX 300**

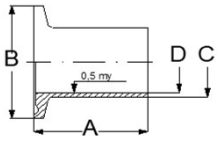

Mini Ferrule

C Inch	C mm	Wall mm	A mm	B mm	Kg				AISI 316L
	6	1	21,5	25,4	0,02				**FR MS 0604**
1/4"	6,35	0,89	21,5	25,4	0,02				**FR MSI 025**
	8	1	21,5	25,4	0,02				**FR MS 0806**
3/8"	9,53	0,91	21,5	25,4	0,02				**FR MSI 038**
	10	1	21,5	25,4	0,02				**FR MS 1008**
	12	1	21,5	25,4	0,02				**FR MS 1210**
1/2"	12,7	1,59	21,5	25,4	0,02				**FR MSI 050**
	14	1	21,5	25,4	0,02				**FR MS 1412**
	16	1	21,5	25,4	0,02				**FR MS 1614**
	18	1	21,5	25,4	0,02				**FR MS 1816**
3/4"	19,05	1,59	21,5	25,4	0,02				**FR MSI 075**

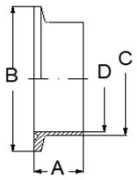

ASME BPE Ferrule

C Inch	C mm	Wall mm	Short mm	B mm	Long mm	Short SF1 1.4404	Short SF4 1.4404	Long SF1 1.4404	Long SF4 1.4404
1/4"	6,35	0,89	28,5	25,4	44,5	**FRBPES0025SF1**	**FRBPES0025SF4**	**FRBPEL0025SF1**	**FRBPEL0025SF4**
3/8"	9,52	0,89	28,5	25,4	44,5	**FRBPES0038SF1**	**FRBPES0038SF4**	**FRBPEL0038SF1**	**FRBPEL0038SF4**
1/2"	12,7	1,65	28,5	25,4	44,5	**FRBPES0050SF1**	**FRBPES0050SF4**	**FRBPEL0050SF1**	**FRBPEL0050SF4**
3/4"	19,05	1,65	28,5	25,4	44,5	**FRBPES0075SF1**	**FRBPES0075SF4**	**FRBPEL0075SF1**	**FRBPEL0075SF4**
1"	25,4	1,65	28,5	50,5	44,5	**FRBPES0100SF1**	**FRBPES0100SF4**	**FRBPEL0100SF1**	**FRBPEL0100SF4**
1 1/2"	38,1	1,65	28,5	50,5	44,5	**FRBPES0150SF1**	**FRBPES0150SF4**	**FRBPEL0150SF1**	**FRBPEL0150SF4**
2"	50,8	1,65	28,5	64	57,2	**FRBPES0200SF1**	**FRBPES0200SF4**	**FRBPEL0200SF1**	**FRBPEL0200SF4**
2 1/2"	63,5	1,65	28,5	77,5	57,2	**FRBPES0250SF1**	**FRBPES0250SF4**	**FRBPEL0250SF1**	**FRBPEL0250SF4**
3"	76,2	1,65	28,5	91	57,2	**FRBPES0300SF1**	**FRBPES0300SF4**	**FRBPEL0300SF1**	**FRBPEL0300SF4**
4"	101,6	2,11	28,5	119	57,2	**FRBPES0400SF1**	**FRBPES0400SF4**	**FRBPEL0400SF1**	**FRBPEL0400SF4**
6"	152,4	2,77	28,5	167	76,2	**FRBPES0600SF1**	**FRBPES0600SF4**	**FRBPEL0600SF1**	**FRBPEL0600SF4**

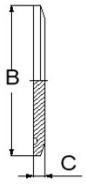

Blank

Size Inch	Size DN	B mm	Kg				Blanks AISI 316L
½"-¾"		25,4	0,02				**BKD 0050**
	10-20	34	0,03				**BKD D010**
1"-1½"	25	50,5	0,08				**BKD 0100**
2"	50	64	0,14				**BKD 0200**
2½"		77,5	0,21				**BKD 0250**
3"	65	91	0,30				**BKD 0300**
3 ½"	80	106	0,42				**BKD 0350**
4"	100	119	0,65				**BKD 0400**
4½"		130	0,77				**BKD 0450**
5"	125	144	1,10				**BKD 0500**
5½"	125-II	155	1,31				**BKD 0550**
6"	150	167	1,63				**BKD 0600**
6 5/8"	150-II	183	1,94				**BKD 0658**
8"	200	217	2,77				**BKD 0800**
8 5/8"	200-II	233	3,24				**BKD 0858**
10"	250	268	4,28				**BKD 1000**
10 5/8"	250-II	286	4,92				**BKD 1058**
12"	300	319	6,88				**BKD 1200**
12 5/8"	300-II	338	8,70				**BKD 1258**

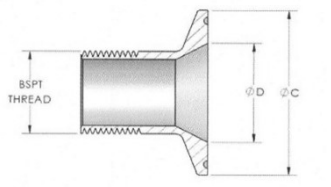

BSP Male Adapter

Ferrule size	Thread size	D mm	Length mm	C mm	Kg				BSP Male AISI 316L
1/2"	1/8"	10	30	25,4	0,03				**AM 050 018**
1/2"	1/4"	10	30	25,4	0,03				**AM 050 025**
1/2"	3/8"	10	30	25,4	0,04				**AM 050 038**
1/2"	1/2"	10	32	25,4	0,06				**AM 050 050**
1/2"	3/4"	10	35	25,4	0,09				**AM 050 075**
3/4"	1/8"	16	30	25,4	0,02				**AM 075 018**
3/4"	1/4"	16	30	25,4	0,02				**AM 075 025**
3/4"	3/8"	16	30	25,4	0,04				**AM 075 038**
3/4"	1/2"	16	32	25,4	0,03				**AM 075 050**
3/4"	3/4"	16	35	25,4	0,08				**AM 075 075**
1"	1/8"	22	30	50,5	0,09				**AM 100 018**
1"	1/4"	22	30	50,5	0,09				**AM 100 025**
1"	3/8"	22	30	50,5	0,10				**AM 100 038**
1"	1/2"	22	35	50,5	0,10				**AM 100 050**
1"	3/4"	22	35	50,5	0,11				**AM 100 075**
1"	1"	22	35	50,5	0,19				**AM 100 100**
1 1/2"	1/8"	35	35	50,5	0,07				**AM 150 018**
1 1/2"	1/4"	35	35	50,5	0,07				**AM 150 025**
1 1/2"	3/8"	35	35	50,5	0,07				**AM 150 038**
1 1/2"	1/2"	35	35	50,5	0,09				**AM 150 050**
1 1/2"	3/4"	35	35	50,5	0,10				**AM 150 075**
1 1/2"	1"	35	35	50,5	0,12				**AM 150 100**
1 1/2"	1 1/2"	35	35	50,5	0,12				**AM 150 150**
2"	1/2"	47,6	40	64	0,16				**AM 200 050**
2"	3/4"	47,6	40	64	0,17				**AM 200 075**
2"	1"	47,6	40	64	0,18				**AM 200 100**
2"	1 1/2"	47,6	40	64	0,19				**AM 200 150**
2"	2"	47,6	40	64	0,20				**AM 200 200**

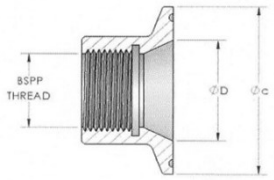

BSP Female Adapter

Ferrule size	Thread size	D mm	Length mm	C mm	Kg				BSP Female AISI 316L
1/2"	1/8"	10	25	25,4	0,05				**AF 050 018**
1/2"	1/4"	10	25	25,4	0,05				**AF 050 025**
1/2"	3/8"	10	25	25,4	0,06				**AF 050 038**
1/2"	1/2"	10	30	25,4	0,06				**AF 050 050**
1/2"	3/4"	10	30	25,4	0,07				**AF 050 075**
3/4"	1/8"	16	25	25,4	0,05				**AF 075 018**
3/4"	1/4"	16	25	25,4	0,05				**AF 075 025**
3/4"	3/8"	16	25	25,4	0,06				**AF 075 038**
3/4"	1/2"	16	30	25,4	0,06				**AF 075 050**
3/4"	3/4"	16	30	25,4	0,06				**AF 075 075**
1"	1/8"	22	25	50,5	0,14				**AF 100 018**
1"	1/4"	22	25	50,5	0,12				**AF 100 025**
1"	3/8"	22	25	50,5	0,11				**AF 100 038**
1"	1/2"	22	25	50,5	0,11				**AF 100 050**
1"	3/4"	22	25	50,5	0,10				**AF 100 075**
1"	1"	22	25	50,5	0,11				**AF 100 100**
1 1/2"	1/8"	35	25	50,5	0,11				**AF 150 018**
1 1/2"	1/4"	35	25	50,5	0,11				**AF 150 025**
1 1/2"	3/8"	35	25	50,5	0,09				**AF 150 038**
1 1/2"	1/2"	35	25	50,5	0,09				**AF 150 050**
1 1/2"	3/4"	35	25	50,5	0,09				**AF 150 075**
1 1/2"	1"	35	25	50,5	0,10				**AF 150 100**
1 1/2"	1 1/2"	35	25	50,5	0,10				**AF 150 150**
2"	1/2"	47,6	25	64	0,14				**AF 200 050**
2"	3/4"	47,6	25	64	0,14				**AF 200 075**
2"	1"	47,6	30	64	0,13				**AF 200 100**
2"	1 1/2"	47,6	30	64	0,13				**AF 200 150**
2"	2"	47,6	40	64	0,13				**AF 200 200**

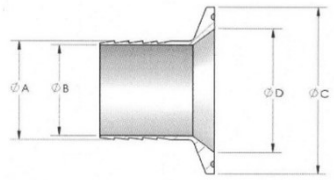

Hose Tails

Ferrule size	Hose size A	D mm	Length mm	C mm	Kg				Hose Tails AISI 316L
1/2"	1/4"	10	32	25,4	0,02				**HT 050 025**
1/2"	3/8"	10	32	25,4	0,02				**HT 050 038**
1/2"	1/2"	10	32	25,4	0,02				**HT 050 050**
1/2"	3/4"	10	32	25,4	0,02				**HT 050 075**
3/4"	1/4"	16	32	25,4	0,02				**HT 075 025**
3/4"	3/8"	16	32	25,4	0,02				**HT 075 038**
3/4"	1/2"	16	32	25,4	0,02				**HT 075 050**
3/4"	3/4"	16	32	25,4	0,02				**HT 075 075**
1"	1/4"	22,5	40	50,5	0,08				**HT 100 025**
1"	3/8"	22,5	40	50,5	0,08				**HT 100 038**
1"	1/2"	22,5	40	50,5	0,08				**HT 100 050**
1"	3/4"	22,5	40	50,5	0,09				**HT 100 075**
1"	1"	22,5	40	50,5	0,09				**HT 100 100**
1 1/2"	1/4"	35	40	50,5	0,07				**HT 150 025**
1 1/2"	3/8"	35	40	50,5	0,07				**HT 150 038**
1 1/2"	1/2"	35	40	50,5	0,07				**HT 150 050**
1 1/2"	3/4"	35	40	50,5	0,07				**HT 150 075**
1 1/2"	1"	35	40	50,5	0,08				**HT 150 100**
1 1/2"	1 1/2"	35	40	50,5	0,08				**HT 150 150**
2"	1/2"	48	60	64	0,12				**HT 200 050**
2"	3/4"	48	60	64	0,12				**HT 200 075**
2"	1"	48	60	64	0,12				**HT 200 100**
2"	1 1/2"	48	60	64	0,14				**HT 200 150**
2"	2"	48	60	64	0,17				**HT 200 200**

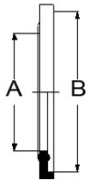

SMS/ISO 2852 Clamp Gasket

Size Inch	A	B	Black EPDM	Black Nitril (NBR)	Green/Black Viton (FKM)	Envelope Teflon/Viton
1"	22,6	50,5	GK BS 0100 EK	GK BS 0100 BK	GK BS 0100 VG	GK BS 0100 PE
1½"	35,6	50,5	GK BS 0150 EK	GK BS 0150 BK	GK BS 0150 VG	GK BS 0150 PE
2"	48,6	64	GK BS 0200 EK	GK BS 0200 BK	GK BS 0200 VG	GK BS 0200 PE
2½"	60,3	77,5	GK BS 0250 EK	GK BS 0250 BK	GK BS 0250 VG	GK BS 0250 PE
3"	72,9	91	GK BS 0300 EK	GK BS 0300 BK	GK BS 0300 VG	GK BS 0300 PE
4"	97,6	119	GK BS 0400 EK	GK BS 0400 BK	GK BS 0400 VG	GK BS 0400 PE

ISO 1127 Clamp Gasket

Size DN		A	B	Black EPDM	Black Nitril (NBR)	Green/Black Viton (FKM)	Solid Teflon
8	13,5	10,3	25,4	GK IS1 D008 EK	GK IS1 D008 BK	GK IS1 D008 VG	GK IS1 D008 PS
8	13,5	10,3	50,5	GKIS1XD008BEK			GKIS1XD008BPS
10	17,2	14	25,4	GK IS1 D010 EK	GK IS1 D010 BK	GK IS1 D010 VG	GK IS1 D010 PS
10	17,2	14	50,5	GKIS1XD010BEK			GKIS1XD010BPS
15	21,3	18,1	50,5	GK IS1 D015 EK	GK IS1 D015 BK	GK IS1 D015 VG	GK IS1 D015 PS
20	26,9	22,9	50,5	GK IS1 D020 EK	GK IS1 D020 BK	GK IS1 D020 VG	GK IS1 D020 PS
25	33,7	29,7	50,5	GK IS1 D025 EK	GK IS1 D025 BK	GK IS1 D025 VG	GK IS1 D025 PS
32	42,4	38,4	64	GK IS1 D032 EK	GK IS1 D032 BK	GK IS1 D032 VG	GK IS1 D032 PS
40	48,3	44,3	64	GK IS1 D040 EK	GK IS1 D040 BK	GK IS1 D040 VG	GK IS1 D040 PS
50	60,3	56,3	77,5	GK IS1 D050 EK	GK IS1 D050 BK	GK IS1 D050 VG	GK IS1 D050 PS
80	88,9	84,9	106	GK IS1 D080 EK	GK IS1 D080 BK	GK IS1 D080 VG	GK IS1 D080 PS
100	114,3	110,3	130	GK IS1 D100 EK	GK IS1 D100 BK	GK IS1 D100 VG	GK IS1 D100 PS
125	139,7	135,7	155	GK BS 0550 EK	GK BS 0550 BK	GK BS 0550 VB	GK BS 0550 PS
150	168,3	163,1	183	GK BS 0658 EK	GK BS 0658 BK	GK BS 0658 VB	GK BS 0658 PS
200	219,1	213,9	233,5	GK BS 0858 EK	GK BS 0858 BK	GK BS 0858 VB	GK BS 0858 PS
250	273	267,8	286,1	GK BS 1058 EK	GK BS 1058 BK	GK BS 1058 VB	GK BS 1058 PS

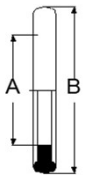

Mini Clamp Gasket

Size Inch	Size mm	A	B	Black EPDM		Green/Black Viton	Solid Teflon
1/4"	6	4	22	GK MS 04 EK		GK MS 04 VG	GK MS 04 PS
	8	6	22	GK MS 06 EK		GK MS 06 VG	GK MS 06 PS
3/8"	10	8	22	GK MS 08 EK		GK MS 08 VG	GK MS 08 PS
1/2"	12	10	22	GK MS 10 EK		GK MS 10 VG	GK MS 10 PS
	14	12	22	GK MS 12 EK		GK MS 12 VG	GK MS 12 PS
	16	14	22	GK MS 14 EK		GK MS 14 VG	GK MS 14 PS
3/4"	18	16	22	GK MS 16 EK		GK MS 16 VG	GK MS 16 PS

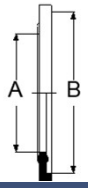

DIN Clamp Gasket

Size DN	Size mm	Wall mm	A mm	B mm	Black EPDM	Black Nitril (NBR)	Green/Black Viton (FKM)	Envelope(PE) / Solid(PS) Teflon/Viton
10	13	1,5	10	34	GK DN 010 EK	GK DN 010 BK	GK DN 010 VG	GK DN 010 PE
15	19	1,5	16	34	GK DN 015 EK	GK DN 015 BK	GK DN 015 VG	GK DN 015 PE
20	23	1,5	20	34	GK DN 020 EK	GK DN 020 BK	GK DN 020 VG	GK DN 020 PE
25	29	1,5	26,0	50,5	GK DN 025 EK	GK DN 025 BK	GK DN 025 VG	GK DN 025 PE
32	35	1,5	32,0	50,5	GK DN 032 EK	GK DN 032 BK	GK DN 032 VG	GK DN 032 PE
40	41	1,5	38,0	50,5	GK DN 040 EK	GK DN 040 BK	GK DN 040 VG	GK DN 040 PE
50	53	1,5	50,0	64	GK DN 050 EK	GK DN 050 BK	GK DN 050 VG	GK DN 050 PE
65	70	2	66	91	GK DN 065 EK	GK DN 065 BK	GK DN 065 VG	GK DN 065 PE
80	85	2	81	106	GK DN 080 EK	GK DN 080 BK	GK DN 080 VG	GK DN 080 PE
100	104	2	100	119	GK DN 100 EK	GK DN 100 BK	GK DN 100 VG	GK DN 100 PE
125	129	2	125	144	GK DNX 125 EK	GK DNX 125 BK	GK DNX 125 VG	GK DNX 125 PS
125	129	2	125	155	GK DN 125 EK	GK DN 125 BK	GK DN 125 VG	GK DN 125 PS
150	154	2	150	167	GK BS 0600 EK	GK BS 0600 BK	GK BS 0600 VB	GK BS 0600 PS
150	154	2	150	183	GK DN 150 EK	GK DN 150 BK	GK DN 150 VB	GK DN 150 PS
200	204	2	200	217,4	GK BS 0800 EK	GK BS 0800 BK	GK BS 0800 VB	GK BS 0800 PS
200	204	2	200	233,5	GK DN 200 EK	GK DN 200 BK	GK DN 200 VB	GK DN 200 PS
250	254	2	250	268	GK BS 1000 EK	GK BS 1000 BK	GK BS 1000 VB	GK BS 1000 PS
300	304	2	300	319	GK BS 1200 EK	GK BS 1200 BK	GK BS 1200 VB	GK BS 1200 PS

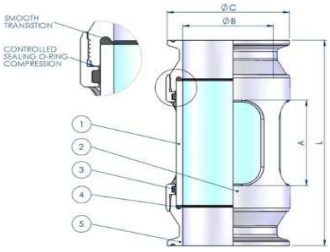

Sight Glass

SF1 - Max Ra 0,5

Size Inch	ØB	ØC	L	Max bar	kg				AISI 316L / EPDM Borosilicate
3/8"	7,7	25,4	65	22,0	0,09				**SG SV 038 SF1**
1/2"	9,5	25,4	76	20	0,12				**SG SV 050 SF1**
3/4"	15,8	25,4	87	17,5	0,15				**SG SV 075 SF1**
1"	22,1	50,5	91	8,5	0,37				**SG SV 100 SF1**
1 1/2"	34,8	50,5	105	8	0,40				**SG SV 150 SF1**
2"	47,5	64	120	7	0,63				**SG SV 200 SF1**
2 1/2"	60,3	77,5	151	6,5	1,15				**SG SV 250 SF1**
3"	72,9	91	175	6,5	1,46				**SG SV 300 SF1**
4"	97,4	119	200	4	2,78				**SG SV 400 SF1**

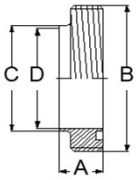

DS Male

Size Inch	C mm	Wall mm	A mm	B mm				Male AISI 316L
1"	25	1,2	18,5	44				NI DS 0100
1 ½"	38	1,2	20	58				NI DS 0150
2"	51	1,2	20	72				NI DS 0200
2 ½"	63,5	1,6	24	88				NI DS 0250
3"	76,1	2	24	100				NI DS 0300
4"	101,6	2	24	130				NI DS 0400

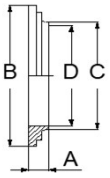

DS Liner

Size Inch	C mm	Wall mm	A mm	B mm				Liner AISI 316L
1"	25	1,2	11	40				LI DS 0100
1 ½"	38	1,2	11	54				LI DS 0150
2"	51	1,2	11	68				LI DS 0200
2 ½"	63,5	1,6	12	84				LI DS 0250
3"	76,1	2	12	96				LI DS 0300
4"	101,6	2	12	124				LI DS 0400

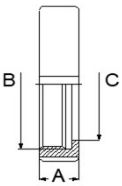

DS Nut

Size Inch	OD mm	Wall mm	A mm	B mm	C mm				Nut AISI 304
1"	25	1,2	20	44	35				OM DS 0100
1 ½"	38	1,2	20	58	48,5				OM DS 0150
2"	51	1,2	22	72	62,5				OM DS 0200
2 ½"	63,5	1,6	24	88	76,5				OM DS 0250
3"	76,1	2	25	100	88,5				OM DS 0300
4"	101,6	2	28	130	117				OM DS 0400

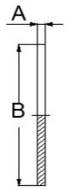

DS Blank

Size Inch	OD mm	Wall mm	A mm	B mm				Blank AISI 316L
1"	25	1,2	3	40				BK DS 0100
1 ½"	38	1,2	3	54				BK DS 0150
2"	51	1,2	3	68				BK DS 0200
2 ½"	63,5	1,6	4	84				BK DS 0250
3"	76,1	2	4	96				BK DS 0300
4"	101,6	2	4	124				BK DS 0400

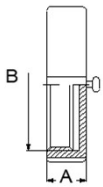

DS Blind nut

with chain

Size Inch	OD mm	Wall mm	A mm	B mm				Blind nut with chain AISI 316
1"	25	1,2	20	44				BO DS 0100
1 ½"	38	1,2	20	58				BO DS 0150
2"	51	1,2	22	72				BO DS 0200
2 ½"	63,5	1,6	24	88				BO DS 0250
3"	76,1	2	25	100				BO DS 0300
4"	101,6	2	28	130				BO DS 0400

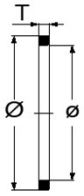

DS Union Gasket

Size Inch	OD mm	Wall mm	Ø mm	ø mm	T mm		EPDM	Nitril (NBR)	Viton (FKM)
1"	25	1,2	32	25	4,5		PE DS 0100	PN DS 0100	PV DS 0100
1 ½"	38	1,2	47	38	4,5		PE DS 0150	PN DS 0150	PV DS 0150
2"	51	1,2	59	51	4,5		PE DS 0200	PN DS 0200	PV DS 0200
2 ½"	63,5	1,6	74	63,5	4,5		PE DS 0250	PN DS 0250	PV DS 0250
3"	76,1	2	88	76,1	4,5		PE DS 0300	PN DS 0300	PV DS 0300
4"	101,6	2	112	101,6	4,5		PE DS 0400	PN DS 0400	PV DS 0400

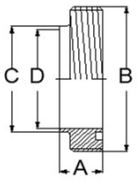

SMS Male

Size Inch	C mm	Wall mm	Short mm	B mm	Long mm			Long AISI 316L	Short AISI 316L
1"	25	1,2	15	39,8	19			NI SML 100	NI SM 0100
1 ½"	38	1,2	20	59,8	23			NI SML 150	NI SM 0150
2"	51	1,2	20	69,8	23			NI SML 200	NI SM 0200
2 ½"	63,5	1,6	24	84,8	27			NI SML 250	NI SM 0250
3"	76,1	1,6	24	97,8	27			NI SML 300	NI SM 0300
4"	101,6	2	25	132	30			NI SML 400	NI SM 0400

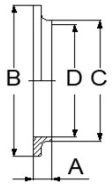

SMS Liner

Size Inch	C mm	Wall mm	Short mm	B mm	Long mm			Long AISI 316L	Short AISI 316L
1"	25	1,2	7,5	35,5	17			LI SML 100	LI SM 0100
1 ½"	38	1,2	9	55	20			LI SML 150	LI SM 0150
2"	51	1,2	9	65	20			LI SML 200	LI SM 0200
2 ½"	63,5	1,6	9	80	25			LI SML 250	LI SM 0250
3"	76,1	1,6	10	93	30			LI SML 300	LI SM 0300
4"	101,6	2	12	127	35			LI SML 400	LI SM 0400

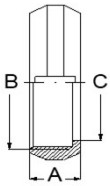

SMS Nut

Size Inch	OD mm	Wall mm	A mm	B mm	C mm				Nut AISI 304
1"	25	1,2	20	40	32				OM SM 0100
1 ½"	38	1,2	25	60	48				OM SM 0150
2"	51	1,2	26	70	60,5				OM SM 0200
2 ½"	63,5	1,6	30	85	74				OM SM 0250
3"	76,1	1,6	30	98	87				OM SM 0300
4"	101,6	2	30	132	117				OM SM 0400

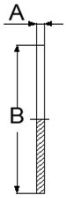

SMS Blank

Size Inch	OD mm	Wall mm	A mm	B mm				Blank AISI 316L
1"	25	1,2	3	35,5				BK SM 0100
1 ½"	38	1,2	3	55				BK SM 0150
2"	51	1,2	3	65				BK SM 0200
2 ½"	63,5	1,6	4	80				BK SM 0250
3"	76,1	1,6	4	93				BK SM 0300
4"	101,6	2	4	127				BK SM 0400

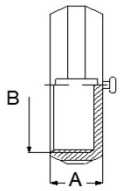

SMS Blind nut

with chain

Size Inch	OD mm	Wall mm	A mm	B mm				Blind nut with chain AISI 316
1"	25	1,2	20	40				BO SM 0100
1 ½"	38	1,2	25	60				BO SM 0150
2"	51	1,2	26	70				BO SM 0200
2 ½"	63,5	1,6	30	85				BO SM 0250
3"	76,1	1,6	30	98				BO SM 0300
4"	101,6	2	30	132				BO SM 0400

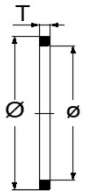

SMS Union Gasket

Size Inch	OD mm	Wall mm	Ø mm	ø mm	T mm		EPDM	Nitril (NBR)	Viton (FKM)
1"	25	1,2	32	25	5,5		PE SM 0100	PN SM 0100	PV SM 0100
1 ½"	38	1,2	48	38	5,5		PE SM 0150	PN SM 0150	PV SM 0150
2"	51	1,2	61	51	5,5		PE SM 0200	PN SM 0200	PV SM 0200
2 ½"	63,5	1,6	73	63,5	5,5		PE SM 0250	PN SM 0250	PV SM 0250
3"	76,1	1,6	86	76,1	5,5		PE SM 0300	PN SM 0300	PV SM 0300
4"	101,6	2	114	101,6	5,5		PE SM 0400	PN SM 0400	PV SM 0400

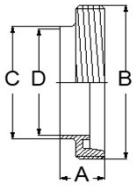

DIN Male

Size Inch	C mm	Wall mm	A mm	B mm				Male AISI 316L
10	13	1,5	21	28				**NI DI 0010**
15	19	1,5	21	34				**NI DI 0015**
20	23	1,5	24	44				**NI DI 0020**
25	29	1,5	29	52				**NI DI 0025**
32	35	1,5	32	58				**NI DI 0032**
40	41	1,5	33	65				**NI DI 0040**
50	53	1,5	35	78				**NI DI 0050**
65	70	2	40	95				**NI DI 0065**
80	85	2	45	110				**NI DI 0080**
100	104	2	54	130				**NI DI 0100**
125	129	2	46	160				**NI DI 0125**
150	154	2	50	190				**NI DI 0150**

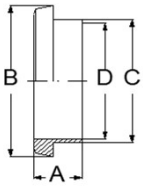

DIN Liner

Size DN	C mm	Wall mm	A mm	B mm				Liner AISI 316L
10	13	1,5	17,0	22,2				**LI DI 0010**
15	19	1,5	17	28,2				**LI DI 0015**
20	23	1,5	18	36,3				**LI DI 0020**
25	29	1,5	22	44				**LI DI 0025**
32	35	1,5	25	50				**LI DI 0032**
40	41	1,5	26	56				**LI DI 0040**
50	53	1,5	28	68,5				**LI DI 0050**
65	70	2	32	86				**LI DI 0065**
80	85	2	37	100				**LI DI 0080**
100	104	2	44	121				**LI DI 0100**
125	129	2	34	150				**LI DI 0125**
150	154	2	37	176				**LI DI 0150**

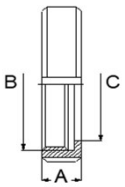

DIN Nut

Size Inch	OD mm	Wall mm	A mm	B mm	C MM				Nut AISI 304
10	13	1,5	18	28	19				OM DI 0010
15	19	1,5	18	34	25				OM DI 0015
20	23	1,5	21	44	31				OM DI 0020
25	29	1,5	21	52	36				OM DI 0025
32	35	1,5	21	58	42				OM DI 0032
40	41	1,5	21	65	49				OM DI 0040
50	53	1,5	21	78	62				OM DI 0050
65	70	2	25	95	80				OM DI 0065
80	85	2	30	110	94				OM DI 0080
100	104	2	31	130	115				OM DI 0100
125	129	2	35	160	138				OM DI 0125
150	154	2	40	190	164				OM DI 0150

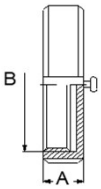

DIN Blind nut

with chain

Size DN	OD mm	Wall mm	A mm	B mm				Blind nut with chain AISI 316L
25	29	1,5	21	52				BO DI 0025
40	41	1,5	21	65				BO DI 0040
50	53	1,5	21	78				BO DI 0050
65	70	2	25	95				BO DI 0065
80	85	2	30	110				BO DI 0080
100	104	2	31	130				BO DI 0100

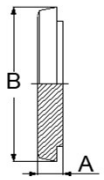

DIN Blank

Size Inch	OD mm	Wall mm	A mm	B mm				Blank AISI 316L
25	29	1,5	13	44				BK DI 0025
40	41	1,5	13	56				BK DI 0040
50	53	1,5	14	68,5				BK DI 0050
65	70	2	16	86				BK DI 0065
80	85	2	16	100				BK DI 0080
100	104	2	20	121				BK DI 0100

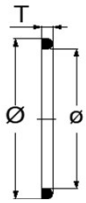

DIN Union Gasket

Size DN	OD mm	Wall mm	Ø mm	ø mm	T mm		EPDM	Nitril (NBR)	Viton (FKM)
10	13	1,5					PE DI 0010		
15	19	1,5					PE DI 0015		
20	23	1,5	33	23	4,50		PE DI 0020		
25	29	1,5	40	30	5,00		PE DI 0025	PN DI 0025	PV DI 0025
32	35	1,5	46	36	5,00		PE DI 0032		
40	41	1,5	52	42	5,00		PE DI 0040	PN DI 0040	PV DI 0040
50	53	1,5	64	54	5,00		PE DI 0050	PN DI 0050	PV DI 0050
65	70	2	81	71	5,00		PE DI 0065	PN DI 0065	PV DI 0065
80	85	2	95	85	5,00		PE DI 0080	PN DI 0080	PV DI 0080
100	104	2	114	104	6,00		PE DI 0100	PN DI 0100	PV DI 0100
125	129	2					PE DI 0125		
150	154	2					PE DI 0150		

Advanced Couplings Limited

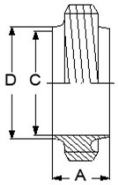

RJT Male

Size Inch	D mm	Wall mm	A mm				Male AISI 316L
1"	25,4	1,6	21,5				NI RJ 0100
1 ½"	38,1	1,6	21,5				NI RJ 0150
2"	50,8	1,6	21,5				NI RJ 0200
2 ½"	63,5	1,6	21,5				NI RJ 0250
3"	76,2	1,6	21,5				NI RJ 0300
4"	102	2,2	21,5				NI RJ 0400

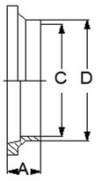

RJT Liner

Size Inch	D mm	Wall mm	A mm	B mm				Liner AISI 316L
1"	25,4	1,6	12,7	40				LI RJ 0100
1 ½"	38,1	1,6	12,7	54				LI RJ 0150
2"	50,8	1,6	12,7	68				LI RJ 0200
2 ½"	63,5	1,6	12,7	84				LI RJ 0250
3"	76,2	1,6	12,7	96				LI RJ 0300
4"	102	2,2	25,4	124				LI RJ 0400

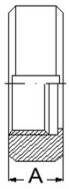

RJT Nut

Size Inch	OD mm	Wall mm	A mm			Nut - Hex AISI 304	Nut - Round AISI 304
1"	25,4	1,6	22,2			OM RJ 0100	OM RJ 0100 R
1 ½"	38,1	1,6	22,2			OM RJ 0150	OM RJ 0150 R
2"	50,8	1,6	22,2			OM RJ 0200	OM RJ 0200 R
2 ½"	63,5	1,6	22,2			OM RJ 0250	OM RJ 0250 R
3"	76,2	1,6	22,2			OM RJ 0300	OM RJ 0300 R
4"	102	2,2	22,2			OM RJ 0400	OM RJ 0400 R

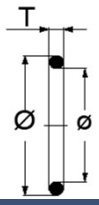

RJT Union Gasket

Size Inch	OD mm	Wall mm	Ø mm	ø mm	T mm				EPDM
1"	25,4	1,6	39,9	26,7	6,6				PE RJ 0100
1 ½"	38,1	1,6	52,9	39,4	6,6				PE RJ 0150
2"	50,8	1,6	65,3	52,1	6,6				PE RJ 0200
2 ½"	63,5	1,6	78	64,8	6,6				PE RJ 0250
3"	76,2	1,6	90,7	77,5	6,6				PE RJ 0300
4"	102	2,2	116,1	102,9	6,6				PE RJ 0400

Advanced Couplings Limited

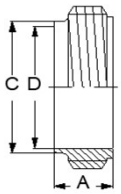

IDF Male

Size Inch	C mm	Wall mm	A mm				Male AISI 316L
1"	25,4	1,6	21,5				NI ID 0100
1 ½"	38,1	1,6	21,5				NI ID 0150
2"	50,8	1,6	21,5				NI ID 0200
2 ½"	63,5	1,6	21,5				NI ID 0250
3"	76,2	1,6	21,5				NI ID 0300
4"	102	2,2	30				NI ID 0400

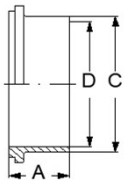

IDF Liner

Size Inch	C mm	Wall mm	A mm				Liner AISI 316L
1"	25,4	1,6	21,5				LI ID 0100
1 ½"	38,1	1,6	21,5				LI ID 0150
2"	50,8	1,6	21,5				LI ID 0200
2 ½"	63,5	1,6	21,5				LI ID 0250
3"	76,2	1,6	21,5				LI ID 0300
4"	102	2,2	30				LI ID 0400

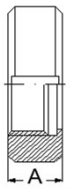

IDF Nut

Size Inch	OD mm	Wall mm	A mm				Nut - Round AISI 304
1"	25,4	1,6	30				OM ID 0100
1 ½"	38,1	1,6	30				OM ID 0150
2"	50,8	1,6	30				OM ID 0200
2 ½"	63,5	1,6	30				OM ID 0250
3"	76,2	1,6	30				OM ID 0300
4"	102	2,2	35				OM ID 0400

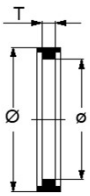

IDF Union Gasket

Size Inch	OD mm	Wall mm	Ø mm	ø mm	T mm			L-Shape EPDM	T-Shape EPDM
1"	25,4	1,6	32,5	23,2	5			PE ID 0100-L	PE ID 0100
1 ½"	38,1	1,6	46	35,9	5			PE ID 0150-L	PE ID 0150
2"	50,8	1,6	59,5	48,6	5			PE ID 0200-L	PE ID 0200
2 ½"	63,5	1,6	73	61,3	5			PE ID 0250-L	PE ID 0250
3"	76,2	1,6	86,5	74	5			PE ID 0300-L	PE ID 0300
4"	102	2,2	119	98,6	5			PE ID 0400-L	PE ID 0400

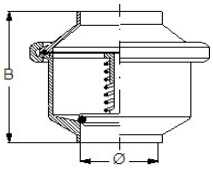

ISO NRV

Size Inch	OD mm	Wall mm	B mm	Open Bar				NRV AISI 316L
1"	25	1,6	69	0,1-0,2				**NRV E0100**
1 ½"	38	1,6	81	0,1-0,2				**NRV E0150**
2"	51	1,6	90	0,1-0,2				**NRV E0200**
2 ½"	63,5	1,6	95	0,1-0,3				**NRV E0250**
3"	76,1	1,6	115	0,1-0,3				**NRV E0300**
4"	101,6	2,2	155	0,1-0,4				**NRV E0400**

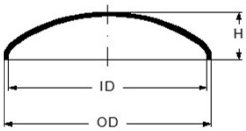

End Cap

Size Inch	OD mm	Wall mm	H mm					End Cap AISI 316L
1"	25	1,25	12					**EC IS 0100**
1 ½"	38	1,25	15					**EC IS 0150**
2"	51	1,25	19					**EC IS 0200**
2 ½"	63,5	1,6	19					**EC IS 0250**
3"	76,1	1,6	27					**EC IS 0300**
4"	101,6	2	24,5					**EC IS 0400**
125	129	2	34					**EC DI 0125**
150	154	2	41					**EC DI 0150**

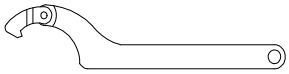

Spanner

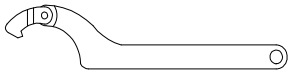

Size Inch	Size DN					Spanner AISI 316L
25 - 51	25 - 50					**HN DS 02540**
51 - 101,6	50 - 100					**HN DS 50100**

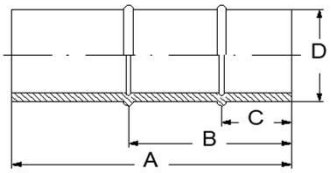

Hose Nozzles

Size Inch	OD mm	Wall mm	A mm	B mm	C mm				Hose Nozzles AISI 316L
1"	25	1,2	60	35	15				**SSIS 0100**
1 ½"	38	1,2	80	45	20				**SSIS 0150**
2"	51	1,2	90	45	20				**SSIS 0200**
2 ½"	63,5	1,6	100	50	25				**SSIS 0250**
3"	76,1	2	110	55	25				**SSIS 0300**
4"	101,6	2	120	65	26				**SSIS 0400**

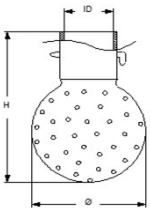

Spray balls - Split

Tube Size	ID mm	Ø mm	H mm	Spray Circle	Spray Dia.				Sprayballs AISI 316L
12	12,5	28	41	360°	2m				**BKSP00500028**
25	26	62	82	360°	3m				**BKSP01000064**

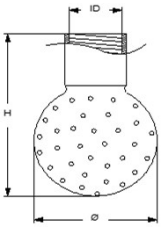

Spray balls - BSP

BSP Size	Ø mm	H mm	Spray Circle	Spray Dia.				Sprayballs AISI 316L
1/4"	28	41	360°	2m				**BKBS01000064**
1"	62	82	360°	3m				**BKBS00250028**